

TSB-94-26-9

FORD:

1992-94 CROWN VICTORIA
1994 MUSTANG, THUNDERBIRD

LINCOLN-MERCURY:

1992-94 GRAND MARQUIS, TOWN CAR
1993-94 MARK VIII
1994 COUGAR

LIGHT TRUCK:

1994 E-150, F-150, F-250

ISSUE:

Some vehicles may have one or more of the following concerns:

- No forward engagement
- Delayed forward engagement
- No reverse engagement
- Higher engine RPM than expected on acceleration from a stop

This may be caused by:

- A cross leak between the forward and reverse clutch circuits in the main control during high engine speeds in reverse (e.g., 3000+ RPM for vehicles stuck in snow, sand, mud or other similar conditions).
- Wear of the Stator Support Rear Bushing causing wear of the #4 Seal Ring and resulting in Forward Clutch and/or Overdrive Band damage.

ACTION:

Refer to the following Service Procedure to determine the proper part replacement.

SERVICE PROCEDURE

1. Inspect the #3 and #4 seal ring area and the rear bushing on the Stator Support (Figure 1).

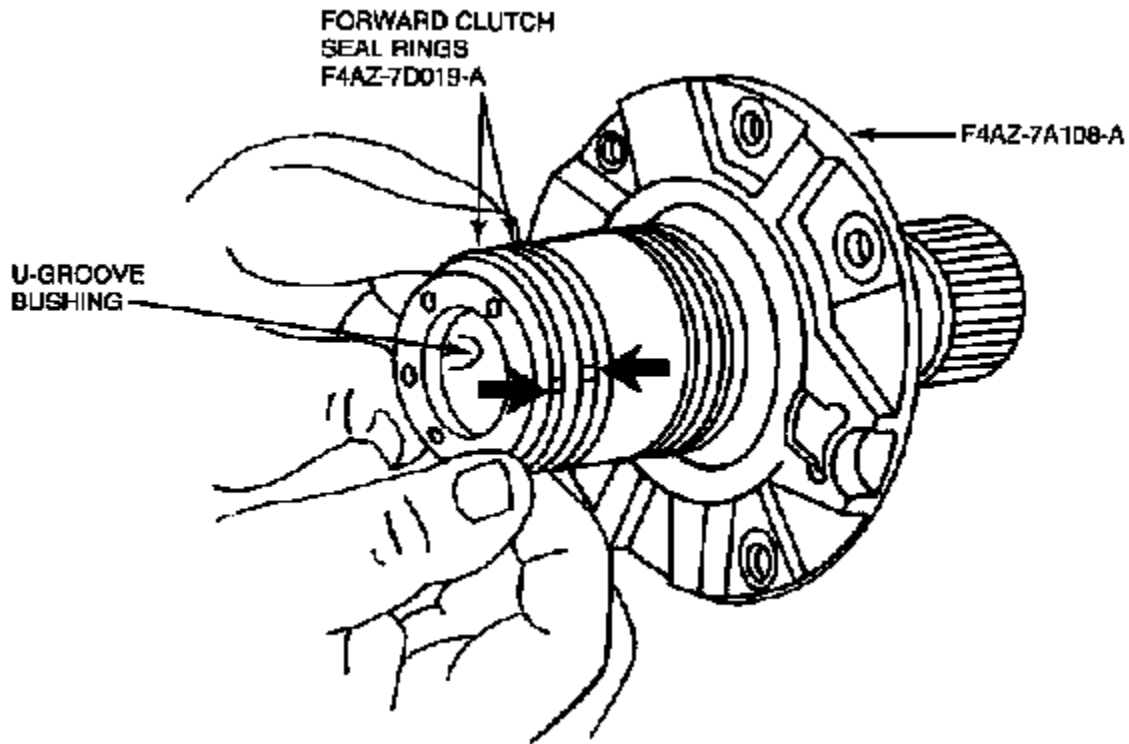


Figure 1 - Article 94-26-9

2. Replace the Stator Support with a new Stator Support (F4AZ-7A108-A) which has a rear U-groove bushing.

NOTE:

THIS STATOR SUPPORT MUST BE USED WITH #3 AND #4 ID/OD CHAMFERED CAST IRON SEAL RINGS (F4AZ-7D019-A).

3. Inspect the mating area of the Forward Clutch Cylinder and Input Shaft Assembly (Figure 2).

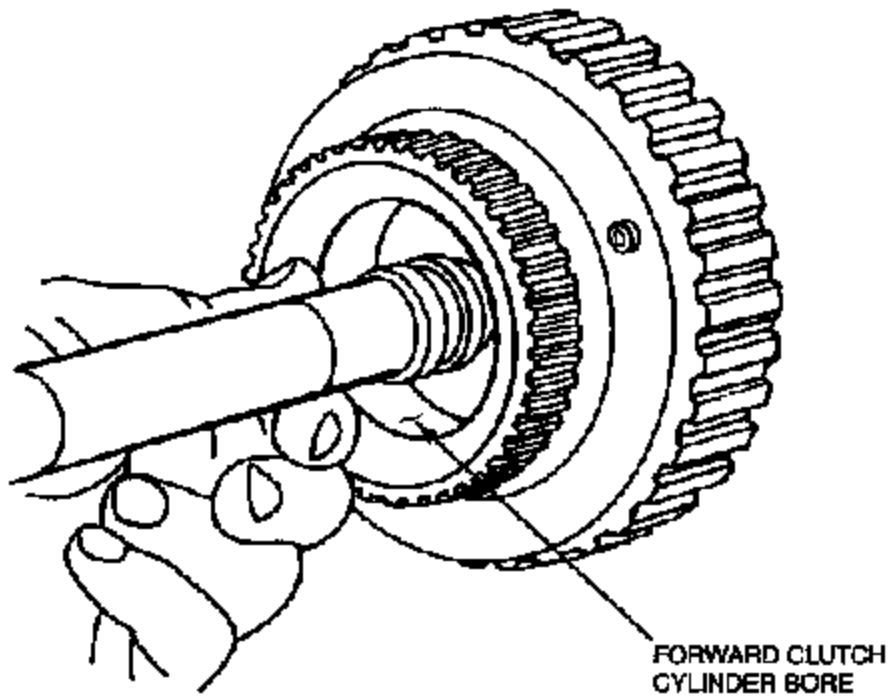


Figure 2 - Article 94-26-9

4. Replace the assembly if the area is grooved or shows an indication of excessive wear.
5. When the main control is removed for service, check the large valve body reinforcing plate. If it is the original plate (0.140" (3.5mm) thick and no I.D. notch on the edge) install a main control reinforcing plate service kit (F4AZ-7F282-A) (Figures 3 and 4) and perform normal repair procedures. Refer to the following for kit contents.

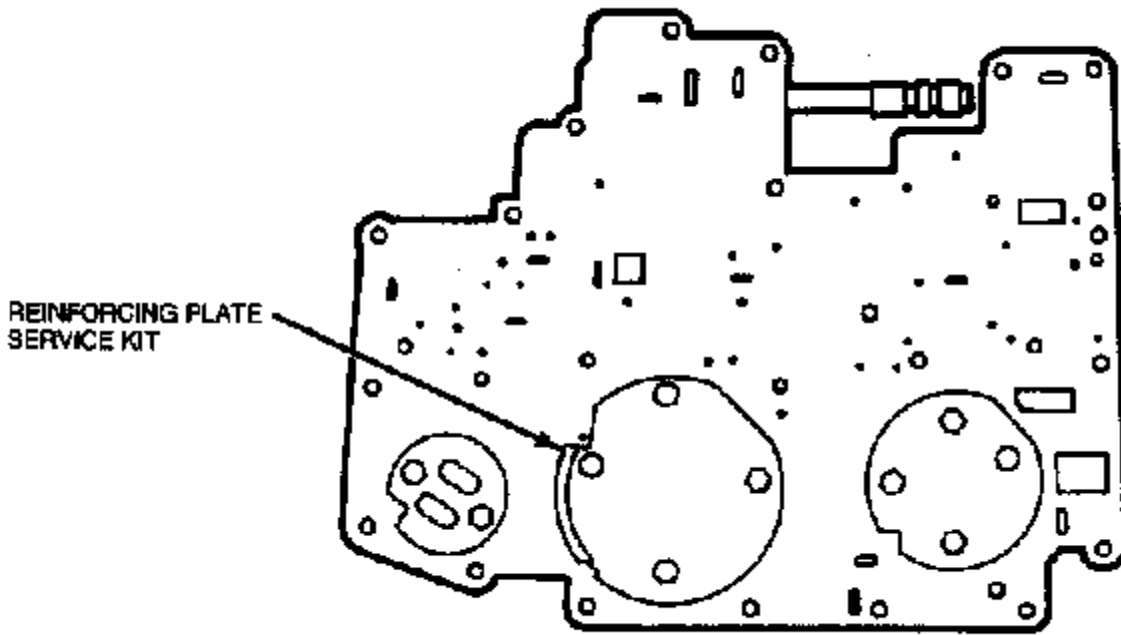


Figure 3 - Article 94-26-9

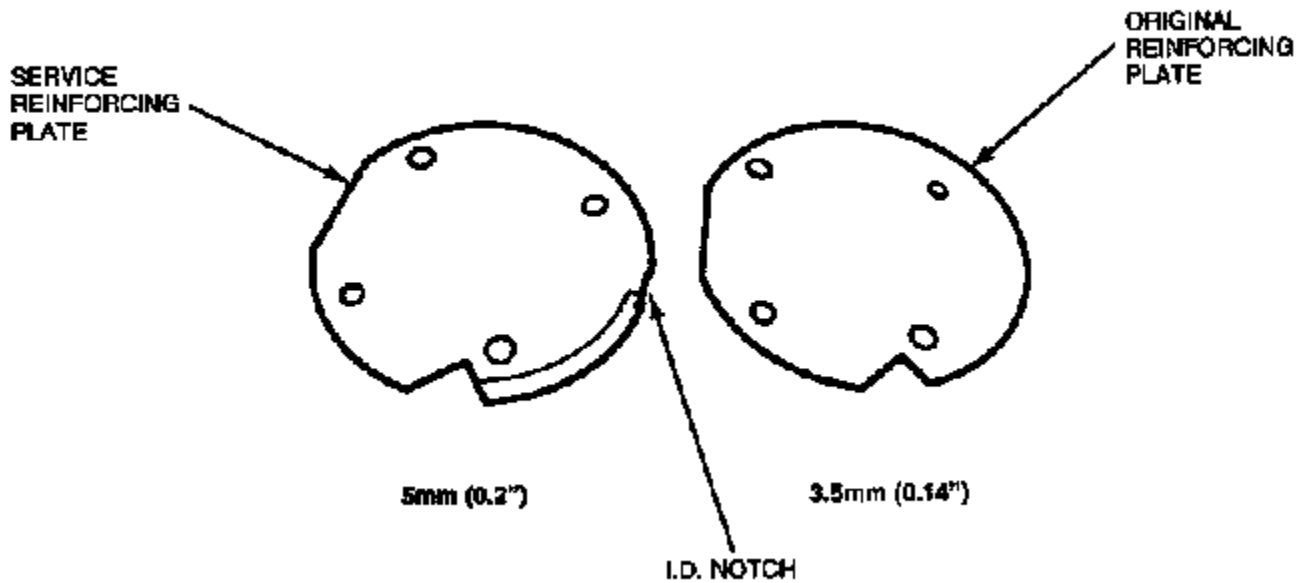


Figure 4 - Article 94-26-9

The service kit (F4AZ-7F282-A) includes the following:

- One (1) Valve Body Reinforcing Plate

- Four (4) Bol ts M6-1.0x18mm
- One (1) Instructi on Sheet #6782

3	PART NUMBER	3	PART NAME	3	CLASS	3
3	F4AZ-7F282-A	3	Val ve Body Rei nforci ng Ki t	3	A	3
3	F4AZ-7A108-A	3	Stator Support And Bushi ng Assembly	3	A	3
3	F4AZ-7D019-A	3	Cast Iron Seal Ri ng	3	C	3

OTHER APPLI CABLE ARTI CLES: NONE

WARRANTY STATUS: I NFORMATI ON ONLY